



Sartorius Extend Series

The Precise Solution
Between Basic and
Standard Level
Balances and Scales

The New Sartorius Extend Series

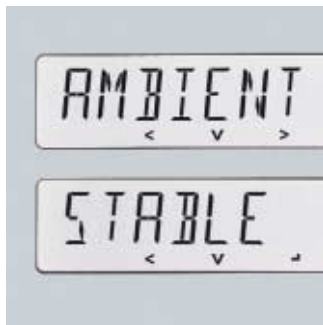
Creating a New Level of Excellence in Affordable Balances and Scales



If you compare the specs of many basic lab balances on paper, they all look the same – if you've seen one, you've seen them all. Even in Standard level you are often stuck with mediocre quality and features you don't want or need.

But in the real world, there is more to a basic or standard lab balance than simple technical specs and average quality. That's why Sartorius answered the need to create a new level between basic and standard balances and scales, both in quality and affordability. This new level we call the Extend series.


Extend Advantage 1: More versatility in high-resolution applications: 1 mg to 620 g and 10 mg to 6,200 g. Sartorius makes top-of-the-line technology at reasonable cost... the new level of excellence.





Extend Advantage 2: Reliable weighing results all the time – even under less than ideal ambient conditions, thanks to Sartorius' highly sophisticated digital compensation algorithms.



Extend Advantage 3: Sartorius 21st century technology featuring our unique robotically etched monolithic weigh cell ensuring long-term, high accuracy and minimizing the effects of temperature drifts. It provides the legendary dependability that users the world over have come to appreciate in a genuine Sartorius lab balance.



Extend Advantage 4: The novel housing finish of the Extend series balance and scale is made to withstand many aggressive solvents, such as acetone and ethanol.



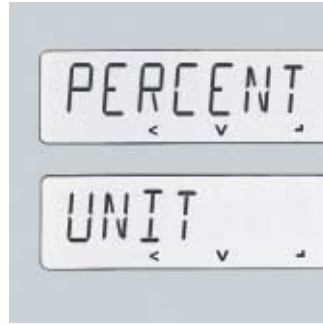
The Extend series' new, yet more powerful microprocessor technology shortens the response times for even faster results than most basic or standard level balances and scales.

The New Sartorius Extend Series

Operating advantages that sets its own higher "level" in weighing



Fast Cleaning and Rugged Design: The side doors, top sliding door and all stainless steel parts of the analytical draft shield chamber are easy to remove for convenient and thorough cleaning.



User Friendly Operation: Short, plain-English text prompts and cursor keys for navigation make it so simple for you to configure the balance to meet your individual requirements.



The level indicator is positioned conveniently right next to the display so that checking whether the balance is level becomes "second nature" to the operator. What's more, all keys feature positive click action.



Outstanding readouts thanks to the backlit and high-contrast display (height of digits: more than half an inch!)

The new Sartorius Extend series... the answer to complicated and tedious routines!

When you need to get a heavy workload of repetitive applications done fast and reliably, day in and day out, the last thing you need is a lab balance so complicated that it causes operating errors and wastes your valuable time as a result.

Welcome to your new Extend balance and scale comfort zone:

a simple, easy-to-understand control panel, key function assignments and the easy-to-read display are ideal for efficient weighing in your lab.



The New Sartorius Extend Balance and Scale Series

The precise level between basic and standard has arrived!

Add up all the features of the new Sartorius Extend series, and you'll find all the advantages that only a genuine Sartorius lab balance can offer and that pay for themselves, time and again.

More reasons to love the Extend series:

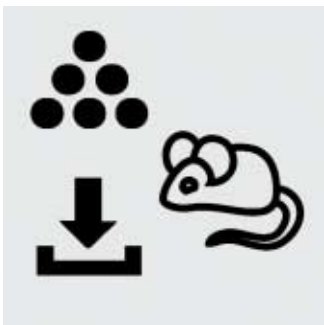


A built-in, motorized calibration weight is standard in all precision balances with the -CW suffix and in all analytical balances. This feature ensures maximum weighing accuracy and operating convenience.

The draft shield chamber on Extend series analytical balances provides optimal lighting conditions inside thanks to its nearly frameless all-glass design.



An optional adapter cable enables you to connect a device, such as a computer, to the USB interface port. Plus, an RS-232C port is standard on all Extend balances and scales.



Icons tell you at a glance which application you have selected, such as weigh averaging|dynamic animal weighing, net-total formulation or counting.

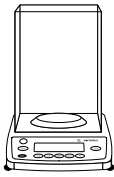


The hanger for below-balance weighing is easy to access.

Whenever you need ISO | GLP-compliant printouts of raw data and/or calibration and adjustment data, the Sartorius Extend balance will generate them – at the touch of a key when connected to a data printer, the YDP03-OCE.

Specifications

Analytical balances



Model	Readability (g)	Weighing capacity (g)	Pan size (in.)	Repeatability (g)	Linearity (g)	Response time (avg., sec.)	Calibration
ED224S	0.0001	220	Ø3.5	0.0001	0.0002	2.5	Internal
ED124S	0.0001	120	Ø3.5	0.0001	0.0002	2.5	Internal

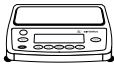
Precision balances and scales



Model	Readability (g)	Weighing capacity (g)	Pan size (in.)	Repeatability (g)	Linearity (g)	Response time (avg., sec.)	Calibration
ED153	0.001	150	Ø4.5	0.001	0.002	1.3	External
ED153-CW	0.001	150	Ø4.5	0.001	0.002	1.3	Internal
ED323S	0.001	320	Ø4.5	0.001	0.002	1	External
ED323S-CW	0.001	320	Ø4.5	0.001	0.002	1	Internal
ED423S	0.001	420	Ø4.5	0.001	0.002	1	External
ED423S-CW	0.001	420	Ø4.5	0.001	0.002	1	Internal
ED623S	0.001	620	Ø4.5	0.001	0.002	1	External
ED623S-CW	0.001	620	Ø4.5	0.001	0.002	1	Internal



ED822	0.01	820	Ø5.9	0.01	0.02	1	External
ED822-CW	0.01	820	Ø5.9	0.01	0.02	1	Internal



ED2202S	0.01	2,200	7.1 × 7.1	0.01	0.02	1.1	External
ED2202S-CW	0.01	2,200	7.1 × 7.1	0.01	0.02	1.1	Internal
ED3202S	0.01	3,200	7.1 × 7.1	0.01	0.02	1.1	External
ED3202S-CW	0.01	3,200	7.1 × 7.1	0.01	0.02	1.1	Internal
ED4202S	0.01	4,200	7.1 × 7.1	0.01	0.02	1.1	External
ED4202S-CW	0.01	4,200	7.1 × 7.1	0.01	0.02	1.1	Internal
ED6202S	0.01	6,200	7.1 × 7.1	0.01	0.02	1.1	External
ED6202S-CW	0.01	6,200	7.1 × 7.1	0.01	0.02	1.1	Internal
ED2201	0.1	2,200	7.1 × 7.1	0.1	0.1	1	External
ED2201-CW	0.1	2,200	7.1 × 7.1	0.1	0.1	1	Internal
ED5201	0.1	5,200	7.1 × 7.1	0.1	0.1	1	External
ED5201-CW	0.1	5,200	7.1 × 7.1	0.1	0.1	1	Internal
ED8201	0.1	8,200	7.1 × 7.1	0.1	0.1	1	External
ED8201-CW	0.1	8,200	7.1 × 7.1	0.1	0.1	1	Internal

Accessories available on request.

Sartorius Corp.
131 Heartland Blvd.
Edgewood, New York 11717

Phone +1.800.635.2906
Fax +1.631.254.4261

www.sartorius.com/extend

Sartorius, Inc.
2179 Dunwin Drive Units 4 & 5
Mississauga, Ont. L5L 1X2

Phone +1.800.668.4234
Fax +1.905.569.7021

Specifications subject to change without notice.
Printed in Germany on paper that has been
bleached without any use of chlorine.
W/sart-232a - G
LLIT 53
Publication No.: WED1001am05081
Order No.: