

You spoke, we listened...

Care Provider



Carer



Cared for



You asked...Where can I find a comfortable, clinically effective mattress that can be used in both dynamic and static mode?

Care providers have told us that they want a PAC mattress that can step down to static mode when alternating mode is no longer required.

For you, the care provider, this means:

- Cost savings by avoiding expensive re-issues of equipment
- Your nursing staff have more time to get on with the job of caring
- An uninterrupted and responsive care plan for the cared for
- Lower ongoing maintenance costs due to interchangeable and replaceable parts

You asked...Who can help me source a system based on the proven technology of an alternating system that can crossover to static?

Select Medical are a pressure care specialist who have developed the patented 'Figure 8' air cell construction found across our ranges. This unique system allows the cells to maintain their shape, avoiding ballooning of the cells which may cause discomfort for the cared for.

By incorporating this existing and proven technology into the design of the Flexi, we have created a crossover system that can step-down to static mode. We've rethought what a 'hybrid' mattress should be by utilising our expertise in dynamic cell construction.

You asked...How can I feel relaxed, comfortable and reassured knowing I am being well cared for?

Pressure ulcers are chronic wounds that cause severe discomfort and are preventable in most cases.

The damage caused by a pressure ulcer impacts on your physical, psychological and social well-being. This distress can however be managed with the Flexi responsive mattress system, without the worry of having to wait for the right support surface to be found.

Our solution...



3 Our C3 philosophy...

C3 from Select Medical works to steer innovation, centred around individual care. It creates a vision and consideration for the care provider, carer and the cared for. C3 drives us to deliver peerless value, performance and comfort from an active support surface, across all care settings.

C3 is the foundation of our honest, caring and expert approach to pressure area care.



CARETUA
WORKING TOGETHER WITH CARE

SALES & SERVICE

E: info@caretua.com
W: www.caretua.com

IRE - Dublin
U3, Westpoint Business Park,
Mulhuddart, Dublin 15, D15 R295
P: +353 1 443 3390

UK - London
20-22 Wenlock Road,
London, N1 7GU
P: +44 (0)20 8133 3907

NI - Belfast
P: +44 (0)28 9581 8304




Advanced Crossover Surface
Unique Patented Design



Driven by design, delivering *Flexibility* to meet the varying needs of the cared for

Perfect for the most demanding environments, including hospitals and long term care.

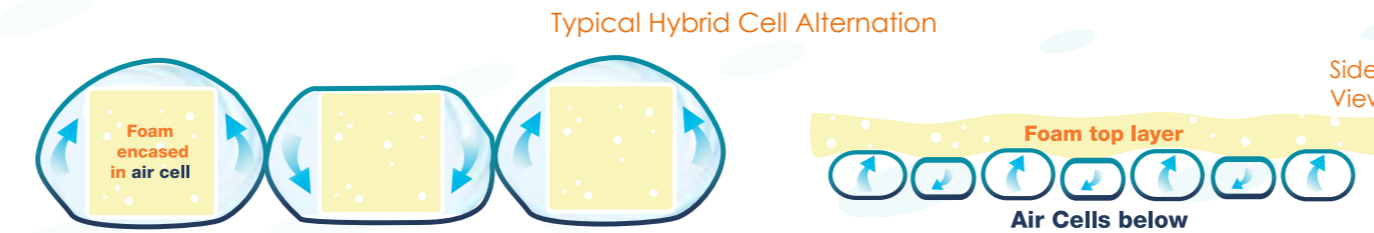


Be stubborn about your goals...but *Flexible* about your approach

Whether you're a care provider, carer or the cared for, you want to achieve the same thing...to avoid unnecessary pressure ulcers or help them heal as quickly as possible in the unfortunate instances they do occur. We share your aim...

We continually listen and interact with key stakeholders, interpreting the collected insights and integrating them into our product development. Our new crossover *Flexi* system is a unique proposal. It brings together the very best in alternating therapy combined with a static mattress, without compromising on comfort or efficacy. After all, the cared for are at the heart of everything we do.

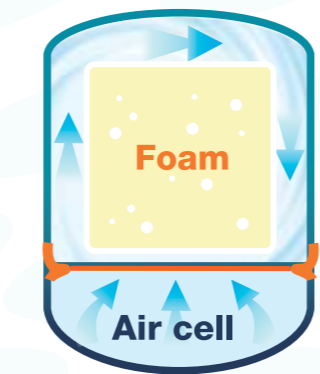
Existing 'hybrid' technology derives its design from traditional static mattresses. Rectangular wrapping of foam to create air cells can lead to large gaps between the cells, whilst alternating cells positioned under foam means true alternation therapy can be compromised.



What makes *Flexi* different?

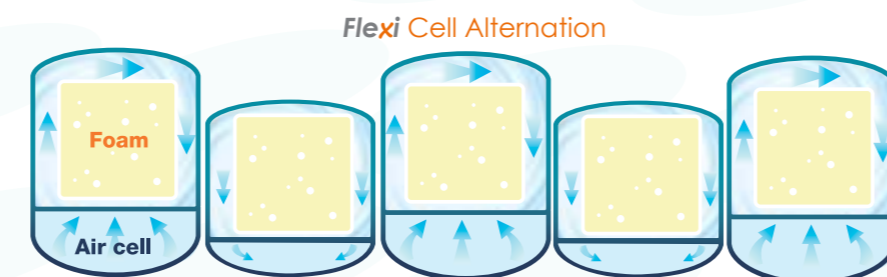
Patented Cell Design

Flexi Cell Construction



For many years Select Medical have been manufacturing pressure area care mattresses using the patented 'Figure 8' cell design. Using this proven technology as the starting point for the design of a crossover system means that it delivers all the benefits of a truly alternating surface, that can be easily stepped down when no longer required. The high density CMHR foam continues to deliver pressure relief when in static mode.

The unique '1' beam cell construction ensures that no ballooning of the cells can occur, which can compromise the comfort of the cared for and create peak pressures.




Inflated air cell pressures in the active state can remain low, providing an increase in surface area to ensure optimum immersion at all times and deliver enhanced comfort levels.

Axis Technology

Unique Cell Orientation | Convex Base | Dedicated Heel Zone

Axis Technology works by combining a longitudinal cell orientation over a convex base to deliver high levels of comfort and support. The patented design provides a gentle alternating cycle that encourages a natural body movement intended to assist with continual repositioning of the cared for.

Unique Cell Orientation



Flexi is the first crossover system to use a longitudinal cell design over the torso area. This has been designed to prevent the patient from falling between air cells, providing a much more all-round comfortable support surface.


Reduced Friction and Shear

Carers can carefully glide their patient across the torso section and up the mattress in formation with the longitudinal cells, limiting friction and shear forces over traditional horizontally arranged surfaces.


Convex Base Contour

The longitudinal pattern combined with the 'Figure 8' foam and air cell, over a convex foam base, encourages the cared for onto their side as part of their repositioning regime. This natural and gentle movement of the body ensures the cared for regularly change their position across each alternating cycle.

Flexi Cross Section of the Longitudinal Cells Working in Conjunction with the Convex Base



Dedicated Heel Zone



The combination of the longitudinal cells and the narrower, horizontally arranged heel section delivers a true heel zone for off-loading peak pressures in this vulnerable area.

3 Therapy Modes

An advanced, whisper quiet digital control unit allows for:

1. Constant low pressure mode to be selected OR
2. Alternating low pressure mode to be selected OR
3. Static mode can be easily employed by switching the control unit off

A choice of control units also means spend can be aligned to budgetary constraints if required.