


Excellence Level



**XPR Precision Balances**

Accurate analytical results

Flexible solutions

Easy compliance

**XPR Precision Balance Solutions**

Go Beyond Weighing

**METTLER TOLEDO**

# There is No Compromise to Get it Right First Time

**Weighing is just one step in your workflow, but it's a critical one. A small mistake in a weight value can become magnified in the subsequent steps of your analyses. Getting weighing right first time is the key to your success, and efficient weighing processes enable you to focus on your analyses and get to what's important.**

Excellence XPR precision balances go beyond accurate weighing with flexible solutions to support you with data management, traceability and regulatory compliance.

## Accurate analytical results



XPR balances deliver the accurate weighing results you need as the foundation for your analytical results.

## Flexible solutions



Innovative features and easy-connect accessories meet the needs of almost any application. Connect to LabX software for the ultimate in flexible, compliant weighing.

## Easy compliance



Quality assurance features ensure your weighing results are always valid, helping you to comply with even the strictest regulations.



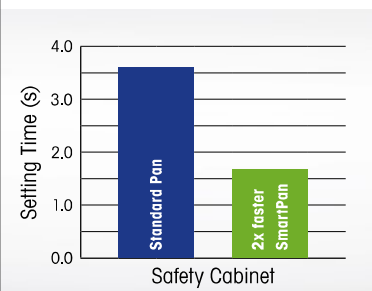
Accurate weighing results are essential to the success of your analyses. XPR balances integrate seamlessly into your processes so that weighing is fast and efficient, and you can focus on your main tasks.

# Outstanding Performance in Any Environment

**When you're under pressure to deliver the outcome of your analyses, XPR Precision balances provide you with fast and accurate weighing results, even under the toughest conditions.**

The innovative SmartPan™ weighing pan minimizes the effects of air currents on the weighing cell to dramatically improve stabilization time and repeatability. Our high capacity 1 mg readability balances streamline processes by enabling you to weigh large and small samples on the same balance.

## Fast and accurate results



The extraordinary stability provided by SmartPan means you get your results up to twice as fast compared to a standard weighing pan. Even when weighing in a fume cupboard or a challenging production environment, repeatability is improved up to two-fold.

## Fewer process steps



Under standard conditions, even 1 mg readability balances with SmartPan™ can be used without a draft shield. In a fume cupboard, the draft shield doors can be left open during weighing-in. Process steps are reduced; weighing is faster and more ergonomic.

## A balance for every need



With readability from 0.1 mg to 1 g and capacity from 200 g to 64 kg, there's an XPR balance to suit every application. For example, the high performance 26 kg, 1 mg readability balance enables you to weigh larger samples with extremely high resolution and exceptional repeatability.



White paper: learn more about working in a fume cupboard without a draft shield.  
▶ [www.mt.com/wp-smartpan](http://www.mt.com/wp-smartpan)

# Meeting Your Process Needs Today and Tomorrow

**Weighing your sample is often just the first of many steps in your analysis. However, business demands for high sample throughput mean increased pressure to complete weighing tasks as quickly as possible. XPR's flexible solutions support you to weigh efficiently without compromising on accuracy.**

For example, the intuitive touchscreen interface streamlines balance operation by providing fast access to menus and tasks as well as enabling you to set up task shortcuts and use multiple fingers to type in data. It's even operable through thick chemically resistant gloves.

## Simplified workflows



Add accessories as and when you want to meet the changing needs of all your different applications e.g. a remote switch or terminal stand. Easy connectivity makes it quick to add peripheral devices such as a barcode reader and/or label printer.

## Stored weighing methods



To ensure consistent processes, store regularly used task methods in your own method library. Simply touch the method name to access all the details and then start the method. Also suitable for methods which include several samples or a test series.

## Easy documentation



You no longer need to write down results by hand. All task parameters are recorded on the results notepad. Choose a simple or expanded list and even add your own comments. Transfer to a PC (USB port available) or print out to complete your documentation.



Checklist: get valuable tips and tricks to ensure successful precision weighing.  
► [www.mt.com/xpr-precision](http://www.mt.com/xpr-precision)

# Quality Assurance Features Help Ensure Data Integrity

**Industry standards demand traceable and compliant results, and it can be stressful ensuring that you have done everything correctly. You not only want your data to be correct in the first place, but you also need it to stand up to scrutiny later.**

With a complete set of innovative quality assurance functions, XPR balances take the worry out of ensuring compliance. Simply set up the functions according to your individual requirements and you can rest assured that your results will always be valid. Connect to LabX software for a comprehensive laboratory data management solution.

### Safe weighing assured



The StatusLight™ built into the front of the balance terminal uses color to let you see at a glance if the balance is ready for weighing to begin. The GWP Approved function ensures you always weigh in the safe weighing range.

### Data integrity made easy



LabX automatically saves all results and process information securely in a central database. This ensures traceability and assists with FDA 21 CFR part 11 compliance. Manual documentation is no longer needed; transcription errors are eliminated.

### SOP user guidance



LabX provides full SOP user guidance on the balance so you can be sure that all users follow the same procedures. All QA functions can be managed by LabX, including scheduling routine tests and blocking the balance from use if necessary.



White paper: learn about the unknown sources of error in weighing and how to avoid them.  
▶ [www.mt.com/wp-unknown-errors](http://www.mt.com/wp-unknown-errors)

# Three Steps to Consistently Accurate Results

**As a key step in your workflow, accurate weighing is essential to ensure you deliver quality products in a cost-effective manner. In accordance with our globally recognized Good Weighing Practice™ (GWP®), METTLER TOLEDO's Sales and Service team can help you achieve accurate and reliable weighing results in three simple steps.**

Moreover, our expertise means you can enjoy top weighing performance, maximum uptime and full compliance with the norms and standards relevant to your industry, all the while maintaining budget control.



## Good Weighing Practice™

GWP is a scientific methodology applicable to all weighing equipment from any manufacturer.

### 1. Selection



Our free GWP® Recommendation service provides documentary evidence that the selected balance meets your specific process, quality and regulatory requirements. It gives you the knowledge you need to make the correct balance purchase decision.

### 2. Installation



Our Installation Pacs document balance installation and qualification in accordance with regulations and provide guidance on controlling environmental influences that may affect accuracy. The integral user training ensures balances are used correctly from day one.

### 3. Calibration and testing



Balance calibration is at the core of accurate results. Our GWP® Verification service proves balance accuracy on-site and includes an optimal routine testing and calibration schedule, specification of the required test weights, and the ideal maintenance plan.



Tips and tricks: 11 reasons to adopt a proactive maintenance approach.  
▶ [www.mt.com/lab-maintenance-benefit](http://www.mt.com/lab-maintenance-benefit)

# Small Details. Big Difference.

## Accessories and Features

**METTLER TOLEDO balances can be customized with accessories and peripheral devices to meet the needs of virtually any application. Our carefully designed accessories make your work easier, reduce fatigue and increase accuracy and productivity.**

Small details. Big difference. View our range of over 200 accessories online.

### Printers



The P-50 family of printers generate fast, high-quality printouts on paper, continuous label and individual labels with IDs and barcodes.

### LabX software



Benefit from step-by-step user guidance on the instrument, automatic data handling and full process security for multiple instruments – all with one software.

### Barcode reader




Read in sample and user IDs quickly and without error with a handheld barcode reader.

### Terminal stand



Place your terminal on a stand which is quickly mounted at the back of your balance. The display is easier to read and good posture is maintained.

### Protective covers



Disposable terminal and platform covers protect your balance and help avoid cross-contamination. A dust cover shields your balance when not in use.

### AntiStatic kit



Eliminate electrostatic charges on samples and containers by passing them through the freestanding ionizer.

## Features

### Outstanding Performance

- Max capacity from 200 g to 64 kg
- Readability from 0.1 mg to 1 g
- High performance models from 2 kg (0.1 mg) to 64 kg (5 mg)
- SmartPan and LevelMatic weighing pans

### Quality Assurance

- GWP Approved built-in quality assurance monitoring
- Customizable tolerance profiles
- MinWeigh warning function
- Adjustment and routine test history
- Balance ready StatusLight™
- LevelControl: level warning with graphical leveling guide
- Temperature and time programmable automatic adjustment (proFACT)
- User Management, individual profiles password protected
- Change history log

### Efficient Operation

- 7 inch color capacitive touchscreen terminal, glove compatible
- Storage of weighing methods (including sample series and tolerances)
- Integrated results notepad

### Seamless Process

- Easy connectivity and data export: 4 x USB, 1 LAN
- Easy connection of peripheral devices: printers, PC, barcode readers, footswitches and sensors
- Integrated label editor, alphanumeric and barcode
- Export of process and results data to XML or Excel

### Sustainable Value

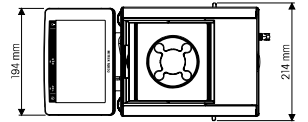
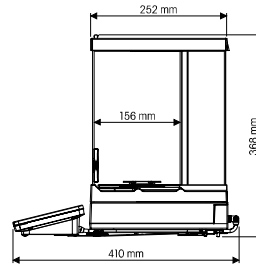
- Integrated overload protection
- Chemically resistant materials
- Designed for easy cleaning

Description of selected accessories	Material No.
<b>Antistatic solutions</b>	
Universal antistatic kit	11107767
USB Antistatic kit	30215452
<b>Printers and Barcode Readers</b>	
P-52 RUE Dot matrix printer; RS232, USB, Ethernet, optional BT	30237290
P-56 RUE Thermal direct printer, RS232, USB, Ethernet, optional BT	30094673
P-58 RUE Thermal direct printer; RS232, USB, Ethernet, optional BT	30094674
USB barcode reader	30417466
<b>Draft-Shields</b>	
Pro-Draft shield, for 0.1 mg and 1 mg models, H = 248 mm	30300926
MagicCube draft shield for 1 mg models, H = 175 mm	30300928
<b>Stands and Wall Mountings</b>	
Terminal stand for placement of terminal 30 cm above weighing pan, model with S-platform	30125077
Terminal stand for placement of terminal 30 cm above weighing pan, model with L-platform	30125333
Terminal wall mounting bracket for XPR terminal, incl. terminal extension cable	30138798
<b>Sensors, Switches, Cables and Interfaces</b>	
Bluetooth adapter, connects via USB	30416089
ErgoSens: Infrared sensor for touch-free remote operation (USB connection)	30300915
Footswitch: Switch for remote operation (USB connection)	30312558
USB-RS232 Converter: Connects peripheral devices to the balance via RS232	64088427
<b>Protective Covers</b>	
Protective cover for S-platforms, 5 mg, 10 mg, 0.1 g	30300966
Protective cover for S-platforms, 0.1 mg, 1 mg	30300967
Protective cover for XPR terminal	30125377
Protective cover for standard weighing pan, S-platform, 5 mg, 10 mg (172x205 mm)	30106207
Protective cover for standard weighing pan, S-platform, 0.1 g (190x223 mm)	30106204
CarePac Weight Sets for routine balance testing <a href="http://www.mt.com/carepacs">www.mt.com/carepacs</a>	

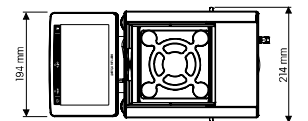
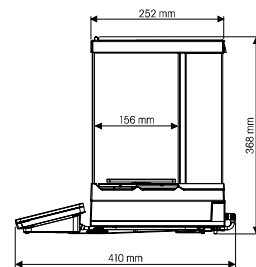
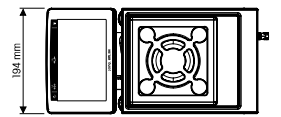
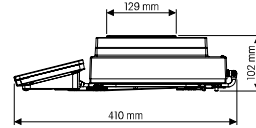
# XPR Precision Balances

## Technical Specifications

### XPR Precision S-Platform Readability 0.1 mg



### XPR Precision S-Platform Readability 1 mg





### SmartPan models

SmartPan weighing pans minimize the effects of air drafts on the weighing cell significantly improving stability and measurement accuracy.



### LevelMatic models

<sup>3</sup>The LevelMatic weighing pan minimizes corner load effects enabling you to weigh with an extreme level of accuracy.



### Draft shield W12

Oversized draft shield  
W x D x H (inside):  
300 mm x 450 mm x 450 mm

	<b>XPR204S</b>	<b>XPR404S</b>	<b>XPR504SDR</b>	<b>XPR504S</b>	<b>XPR2004SC<sup>3</sup></b>
Material number	30315631	30315628	30315239	30315652	30317628
Maximum capacity (full range/fine range)	210 g	410 g	510 / 101 g	510 g	2.3 kg
Readability (full range/fine range)	0.1 mg	0.1 mg	1 / 0.1 mg	0.1 mg	0.1 mg
Repeatability <sup>1</sup>	0.12 mg	0.06 mg	0.4 mg	0.07 mg	0.3 mg
Settling time <sup>1</sup>	2 s	2 s	2 s	2 s	3.5 s
Minimum weight <sup>1</sup> (5% load, k=2, U=1.0%)	24 mg	12 mg	16 mg	14 mg	60 mg
USP minimum weight <sup>1</sup> (5% load, k=2, U=0.10%)	240 mg	120 mg	160 mg	140 mg	600 mg
Weighing pan	SmartPan	SmartPan	SmartPan	SmartPan	LevelMatic

<sup>1</sup> Typical value

	<b>XPR303SN<sup>2</sup></b>	<b>XPR303S</b>	<b>XPR603SNDR<sup>2</sup></b>	<b>XPR603SDR</b>	<b>XPR603SN<sup>2</sup></b>
Material number	30316446	30315753	30316529	30316525	30316540
Maximum capacity (full range/fine range)	310 g	310 g	610 / 120 g	610 / 120g	610 g
Readability (full range/fine range)	1 mg	1 mg	10 / 1 mg	10 / 1 mg	1 mg
Repeatability <sup>1</sup>	0.5 mg	0.5 mg	0.8 mg	0.8 mg	0.5 mg
Settling time <sup>1</sup>	1.5 s	1.5 s	1.5 s	1.5 s	1.5 s
Minimum weight <sup>1</sup> (5% load, k=2, U=1.0%)	100 mg	100 mg	160 mg	160 mg	100 mg
USP minimum weight <sup>1</sup> (5% load, k=2, U=0.10%)	1 g	1 g	1.6 g	1.6 g	1 g
Weighing pan	SmartPan	Standard pan, SmartPan	SmartPan	Standard pan, SmartPan	SmartPan

<sup>1</sup> Typical value

<sup>2</sup> Supplied without draft shield (available as an accessory)

	<b>XPR603S</b>	<b>XPR1203S</b>	<b>XPR3003S</b>	<b>XPR5003S</b>	<b>XPR10003SC<sup>3,4</sup></b>
Material number	30316504	30316563	30316701	30316990	30317641
Maximum capacity	610 g	1210 g	3.1 kg	5.1 kg	10.1 kg
Readability	1 mg	1 mg	1 mg	1 mg	1 mg
Repeatability <sup>1</sup>	0.5 mg	0.4 mg	0.6 mg	1 mg	2 mg
Settling time <sup>1</sup>	1.5 s	1.5 s	2 s	2 s	3.5 s
Minimum weight <sup>1</sup> (5% load, k=2, U=1.0%)	100 mg	82 mg	120 mg	200 mg	400 mg
USP minimum weight <sup>1</sup> (5% load, k=2, U=0.10%)	1 g	820 mg	1.2 g	2 g	4 g
Weighing pan	Standard pan, SmartPan	Standard pan, SmartPan	Standard pan, SmartPan	Standard pan, SmartPan	LevelMatic

<sup>1</sup> Typical value

<sup>4</sup> Supplied with a large W12 draft shield and the LevelMatic weighing pan

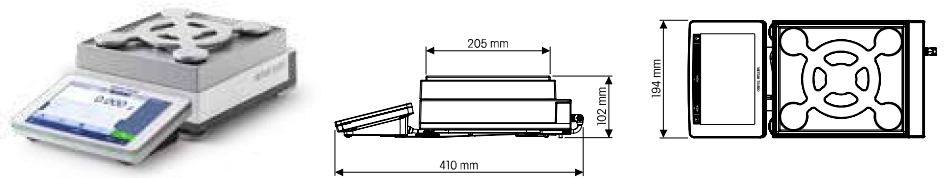
# XPR Precision Balances

## Technical Specifications

---

### XPR Precision S-Platform

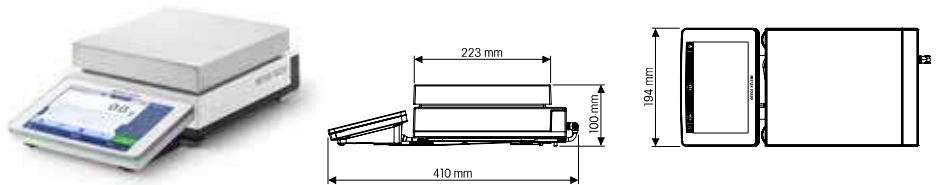
Readability 5 mg / 10 mg



---

### XPR Precision S-Platform

Readability 0.1 g





### SmartPan models

SmartPan weighing pans minimize the effects of air drafts on the weighing cell significantly improving stability and measurement accuracy.

	<b>XPR3003SD5</b>	<b>XPR6003SD5</b>	<b>XPR1202S</b>	<b>XPR2002S</b>	<b>XPR4002S</b>
Material number	30316705	30316548	30317123	30316996	30317269
Maximum capacity	3.1 kg	6.1 kg	1210 g	2.1 kg	4.1 kg
Readability	5 mg	5 mg	0.01 g	0.01 g	0.01 g
Repeatability <sup>1</sup>	3 mg	3 mg	4 mg	4 mg	4 mg
Settling time <sup>1</sup>	2 s	2 s	1.2 s	1.2 s	1.2 s
Minimum weight <sup>1</sup> (5% load, k=2, U=1.0%)	600 mg	600 mg	820 mg	820 mg	820 mg
USP minimum weight <sup>1</sup> (5% load, k=2, U=0.10%)	6 g	6 g	8.2 g	8.2 g	8.2 g
Weighing pan	Standard pan, SmartPan	Standard pan, SmartPan	Standard pan, SmartPan	Standard pan, SmartPan	Standard pan, SmartPan

<sup>1</sup> Typical value

	<b>XPR6002SDR</b>	<b>XPR6002S</b>	<b>XPR8002S</b>	<b>XPR10002S</b>
Material number	30317458	30317428	30317466	30317433
Maximum capacity	6.1 / 1.2 kg	6.1 kg	8.1 kg	10.1 kg
Readability	0.1 / 0.01 g	0.01 g	0.01 g	0.01 g
Repeatability <sup>1</sup>	5 mg	4 mg	4 mg	4 mg
Settling time <sup>1</sup>	1.2 s	1.2 s	1.5 s	1.5 s
Minimum weight <sup>1</sup> (5% load, k=2, U=1.0%)	1 g	820 mg	820 mg	820 mg
USP minimum weight <sup>1</sup> (5% load, k=2, U=0.10%)	10 g	8.2 g	8.2 g	8.2 g
Weighing pan	Standard pan, SmartPan	Standard pan, SmartPan	Standard pan, SmartPan	Standard pan, SmartPan

<sup>1</sup> Typical value

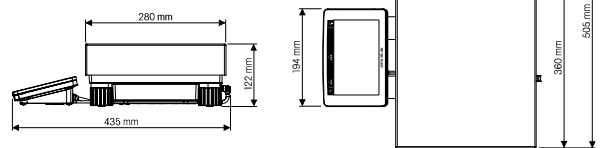
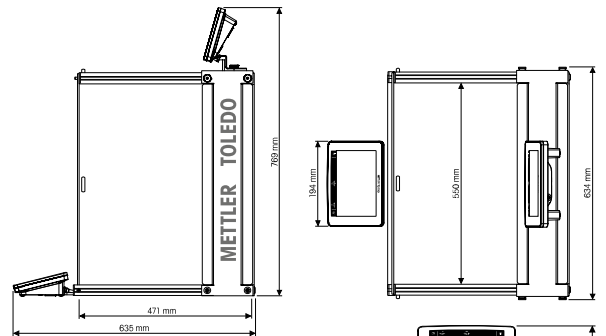
	<b>XPR4001S</b>	<b>XPR6001S</b>	<b>XPR8001S</b>	<b>XPR10001S</b>
Material number	30317447	30317491	30317511	30317483
Maximum capacity	4.1 kg	6.1 kg	8.1 kg	10.1 kg
Readability	0.1 g	0.1 g	0.1 g	0.1 g
Repeatability <sup>1</sup>	40 mg	40 mg	40 mg	40 mg
Settling time <sup>1</sup>	0.8 s	0.8 s	1 s	1 s
Minimum weight <sup>1</sup> (5% load, k=2, U=1.0%)	8.2 g	8.2 g	8.2 g	8.2 g
USP minimum weight <sup>1</sup> (5% load, k=2, U=0.10%)	82 g	82 g	82 g	82 g
Weighing pan	Standard pan	Standard pan	Standard pan	Standard pan

<sup>1</sup> Typical value

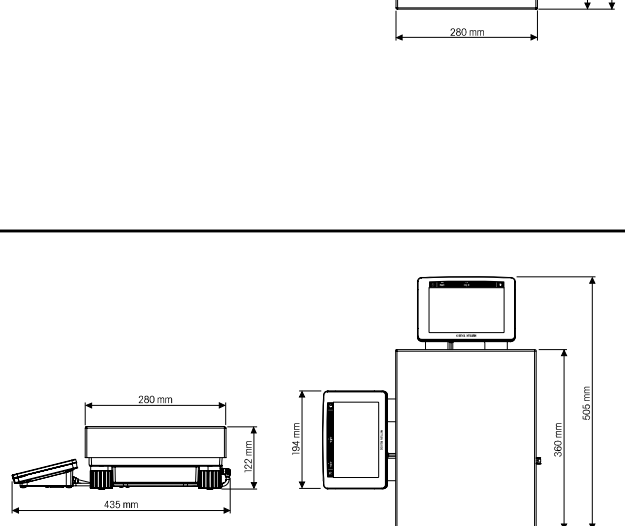
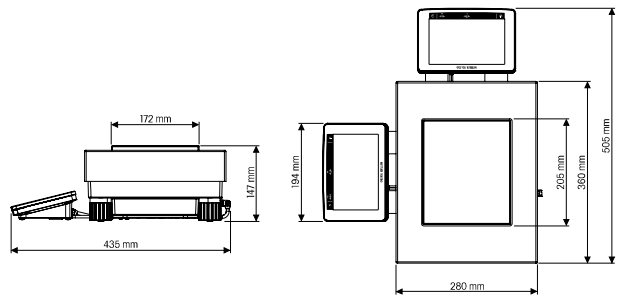
# XPR Precision Balances

## Technical Specifications

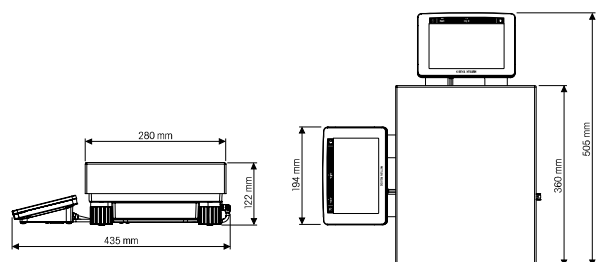
**XPR Precision L-Platform**  
**Readability 1 mg / 5 mg**



**XPR Precision L-Platform**  
**Readability 10 mg**



**XPR Precision L-Platform**  
**Readability 0.1 g / 1 g**





### SmartPan models

SmartPan weighing pans minimize the effects of air drafts on the weighing cells significantly improving stability and measurement accuracy.



### LevelMatic models

<sup>3</sup>The LevelMatic weighing pan minimizes corner load effects enabling you to weigh with an extreme level of accuracy.

	XPR26003LC <sup>3</sup>	XPR32003LC	XPR64003LC <sup>3</sup>
Material number	30317642	30317643	30317644
Maximum capacity	26.1 kg	32.1 kg	64.1 kg
Readability	1 mg	5 mg	5 mg
Repeatability <sup>1</sup>	4 mg	6.5 mg	10 mg
Settling time <sup>2</sup>	8...12 s	8...12 s	8...12 s
Minimum weight <sup>1</sup> (5% load, k=2, U=1.0%)	800 mg	1.3 g	2 g
USP minimum weight <sup>1</sup> (5% load, k=2, U=0.10%)	8 g	13 g	20 g
Weighing pan	LevelMatic	Standard pan	LevelMatic

<sup>1</sup> Typical value

	XPR15002L	XPR20002LDR	XPR64002LC
Material number	30317522	30317526	30317645
Maximum capacity (full range/fine range)	15.1 kg	20.1 / 4.2 kg	64.1 kg
Readability (full range/fine range)	0.01 g	0.1 / 0.01 g	0.01 g
Repeatability <sup>1</sup>	10 mg	18 mg	18 mg
Settling time <sup>2</sup>	1.5 s	1.5 s	8...12 s
Minimum weight <sup>1</sup> (5% load, k=2, U=1.0%)	2 g	3.6 g	3.6 g
USP minimum weight <sup>1</sup> (5% load, k=2, U=0.10%)	20 g	36 g	36 g
Weighing pan	Standard pan, SmartPan	Standard pan, SmartPan	Standard pan


<sup>1</sup> Typical value

	XPR10001L	XPR16001L	XPR32001L	XPR64001L	XPR32000L	XPR64000L
Material number	30317530	30317542	30316292	30316477	30316485	30316493
Maximum capacity	10.1 kg	16.1 kg	32.1 kg	64.1 kg	32.1 kg	64.1 kg
Readability	0.1 g	0.1 g	0.1 g	0.1 g	1 g	1 g
Repeatability <sup>1</sup>	40 mg	40 mg	40 mg	40 mg	400 mg	400 mg
Settling time <sup>2</sup>	1.5 s	1.5 s	1.5 s	1.8 s	1.2 s	1.5 s
Minimum weight <sup>1</sup> (5% load, k=2, U=1.0%)	8.2 g	8.2 g	8.2 g	8.2 g	82 g	82 g
USP minimum weight <sup>1</sup> (5% load, k=2, U=0.10%)	82 g	82 g	82 g	82 g	820 g	820 g
Weighing pan	Standard pan	Standard pan	Standard pan	Standard pan	Standard pan	Standard pan

<sup>1</sup> Typical value

# Benefit From Our Weighing Expertise

With decades of experience in laboratory weighing, METTLER TOLEDO offers you a wide range of online learning resources. Take advantage of our expertise to enhance your weighing know-how and make the most of your balance. Check out the documentation on our website for a range of relevant materials.



## Laboratory Expertise

Valuable know-how is at your fingertips on our competence pages. Learn about:

- USP Revisions
- Electrostatic Influences
- Calibrating Your Weighing Device

► [www.mt.com/lab-expertise](http://www.mt.com/lab-expertise)



## eLearning

Online training is a cost effective way to train new employees and fulfill GLP/GMP/ISO re-training requirements. Get going with:

- USP Compliance
- Lab Balances – External Influences and Cleaning

► [www.mt.com/lab-elearning](http://www.mt.com/lab-elearning)



## On-demand Webinars

Learn directly from our weighing experts and guest speakers. It's easy to register.

For starters, we recommend:

- Minimizing Out-of-Specification Errors
- Good Weighing Practice
- Calibration of Laboratory Instruments

► [www.mt.com/webinars](http://www.mt.com/webinars)

[www.mt.com/xpr-precision](http://www.mt.com/xpr-precision)

For more information

## METTLER TOLEDO Group

Laboratory Weighing  
Local contact: [www.mt.com/contacts](http://www.mt.com/contacts)

Subject to technical changes  
© 09/2017 METTLER-TOLEDO. All rights reserved  
30402165B  
Global MarCom 2185 LK

**GWP**<sup>®</sup>

Good Weighing Practice<sup>™</sup>

The global weighing guideline GWP<sup>®</sup> reduces risks associated with your weighing processes and helps to

- choose the appropriate balance
- reduce costs by optimizing testing procedures
- comply with the most common regulatory requirements

► [www.mt.com/gwp](http://www.mt.com/gwp)

