



WHAT SETS FlashFREEZE APART?

The unique combination of a non-toxic heat transfer fluid with a state of the art Stirling cooling device at -80°C allows standardised and documented flash freezing protocols.

DEFROST FEATURE

To eliminate the potential formation of ice on the freezing platform, a manual defrost cycle is provided. It consists of a heater embedded in the freezing platform and a vacuum pump to extract water vapors from the chamber. Vapors are condensed and collected in a cold trap placed in the front of the unit for easy handling.

A HEPA filter is provided on the exhaust side of the pump. The integrated software can set the defrost cycle to take place during off hours and can set the cooling cycle to restart at a preset time to ensure the availability for the first case of the day.

THE FlashFREEZE UNIQUE FEATURES

HIGH FLEXIBILITY

- Standardised freezing at -80°C for all types of tissues.

FAST

- It takes only 1 hour and 40 minutes to go from room temperature to the operating temperature of -80°C.
- Biospecimens are frozen in only 60-150 seconds.

SAFE

- A HEPA cap filter is provided.

ENVIRONMENTALLY FRIENDLY

- The Advanced Stirling Cooler technology uses Helium gas as a refrigerant in a sealed stainless steel chamber.
- There is no standard compressor, therefore, no CFC (Chlorofluorocarbon).

FULL DOCUMENTATION

- The USB port enables to update the software and download event logs.

SPACE SAVING

- Its small footprint is suitable for space restricted lab environments.

TECHNICAL SPECIFICATIONS

- Stirling Cooler freezing module
- Anodized aluminum freezing platform
- 4.3" touchscreen terminal. 1 USB port
- Dimensions: h 45cm (with cover open 73cm) - w 30cm - d 54cm
- Weight: 22Kg
- Power supply: 230V~ 50/60Hz



MILESTONE Srl - Via Fatebenefratelli, 1/5 - 24010 Sorisole (BG) - Italy
Tel: +39 035 4128264 - Fax: +39 035 575498
www.milestonemed.com - email: medical@milestonesrl.com

MILESTONE MEDICAL TECHNOLOGIES, INC.
6475 Technology Avenue, Suite F, Kalamazoo, MI 49009 - USA
Tel: 269-488-4950 - Toll-free: 866-995-5300 - Fax: 269-488-4949
www.milestonemed.com - email: info@milestonemed.com



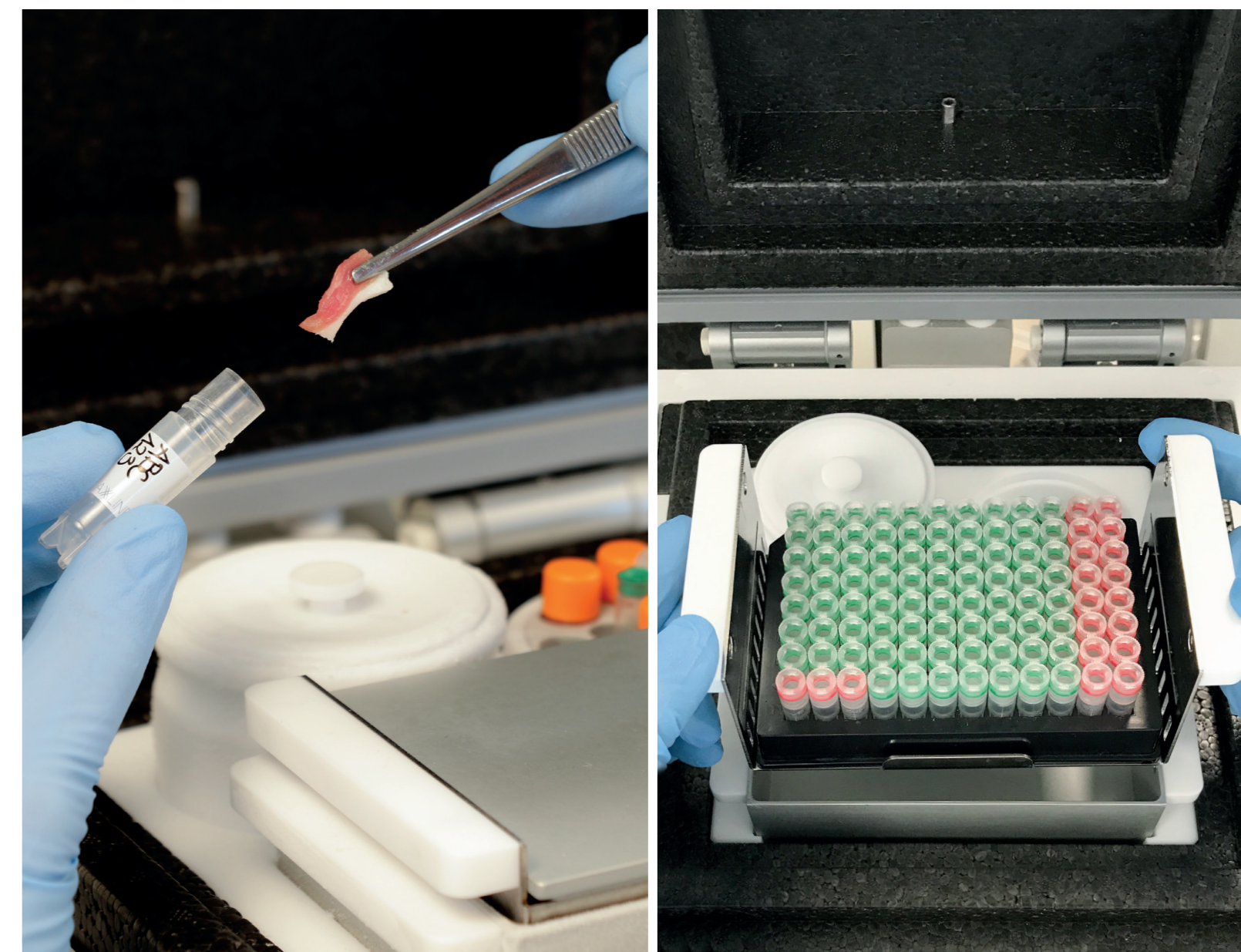
www.totaltissuediagnostics.com



www.menarinidiag.co.uk



MILESTONE
HELPING
PATIENTS



FlashFREEZE ❄️❄️

Standardised and documented pre-analytical protocols for enhanced tissue banking procedures

NEED GOOD RESULTS? START WITH A GOOD PREPARATION

THE PROBLEM

Human biospecimens have been collected and stored for over 100 years, and today, more than of 300 million biospecimens are warehoused in freezers or stored in other formats such as paraffin embedded tissue blocks¹. However, over the past decade or so it has become clear that the great majority of biospecimens stored in the world's biorepositories may not be suited for the state of the art genomics, proteomics, metabolomics, and other bioanalytical technologies used today to search for cancer related biomarkers. The irreproducibility of many reported biomarkers is due at least in part to the fact that the biospecimens utilized are often procured using different collection, processing and storage techniques². Such variability can lead to significant differences in the biospecimen's molecular integrity.

THE SOLUTION

To overcome some of these difficulties, Milestone has developed the FlashFREEZE unit to standardise the flash freezing processing step of biospecimens. With FlashFREEZE, it is now possible to carry out evidence based freezing protocols on biospecimens with the full documentation needed for QA purposes.

FlashFREEZE. THIS IS HOW FLASH FREEZING SHOULD BE

High safety standards

- ▶ No ~~liquid nitrogen~~, no ~~isopentane~~
- ▶ Histology grade ethanol is used as a heat transfer fluid and is suitable for non contact freezing procedures of biospecimens or fluids

High flexibility

- ▶ Suitable for freezing 24/48/96 well plates or random biospecimens
- ▶ Flash freeze vials with a volume of up to 50ml

Full automation

- ▶ Programmable freezing temperatures down to -80°C
- ▶ Programmable length of the freezing step


Fully documentable

- ▶ Software upgrading and download of event logs through the USB port


¹ Eiseman E, Haga S. A Handbook of Human Tissue Sources. Santa Monica, CA: RAND Corporation; 2000
² International Approaches to Advancing Biospecimen Science. Helen M. More et al. Cancer Epidemiol Biomarkers Prev. May 2011; 20(5): 729-732

STANDARDISED AND INTUITIVE OPERATIONS...

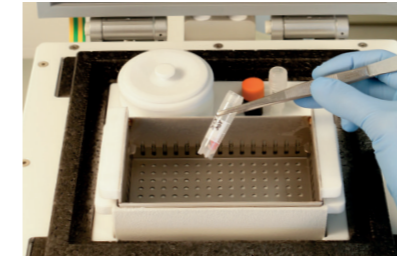
FLASH FREEZING OF RANDOM CRYOVIALS



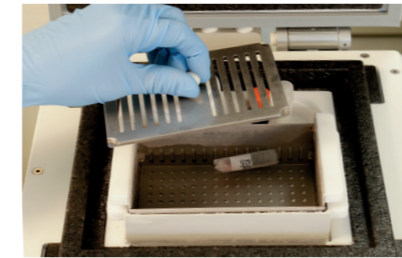
1 The FlashFREEZE kit included in the package.




2 Place the biospecimen inside the properly identified cryovial.




3 Set the cryovial in the random sieve-type holder and immerse it in the fluid tank.




4 Set the metal plate in the tank. Place the metal cover on top of the fluid tank.



5 Close the cover and start the timer. After the set time (approximately 120 seconds), reverse the procedure.




6 Frozen biospecimens are stored in the 12 position cryovial storage holder (optional)



7 Up to 25 cryovials can be simultaneously frozen.

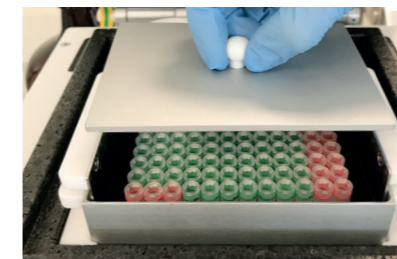
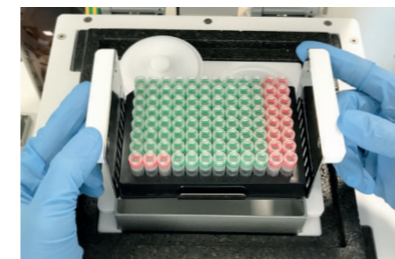
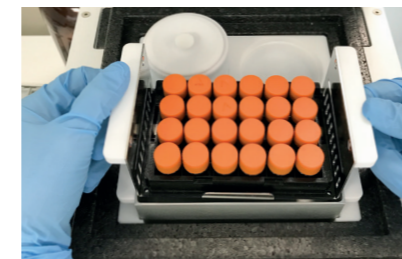


8 A metal plate is placed on top.



9 Vials of up to 50 ml are easily frozen.

FLASH FREEZING OF MICROTITER PLATES



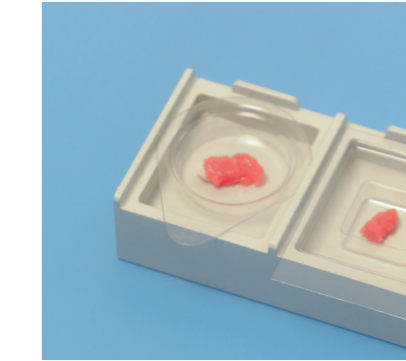
The rack holder accepts 24/48/96-well plates. The procedure is the same for random biospecimens.

...MAKE EVERYONE AN EXPERT

FREEZING OF CRYOMOULDSTM




1 The cryomould kit (optional) allows to carry out standardized flash freezing.




2 Set the cryomoulds in the holder and place the specimens in each cryomould.




3 Fill the cryomould with the Milestone MCC compound.




4 Position each cryomould in the slide in holder.




5 Place the slide-in holder on top of the tank. The fluid inside the set level tank freezes only the mould without contaminating the specimen.



6 After the freezing time has expired, take out the slide in holder.



7 Slide the cryomoulds from the holder.



8 Store the cryomoulds in the 6 position holder.

FlashFREEZE has been designed, tested, and manufactured to operate without using isopentane or similar extremely toxic and dangerous fluids.

¹Tissue-Tek® Cryomold® Molds/Adapters, are registered Trademarks of Sakura® Finetek